

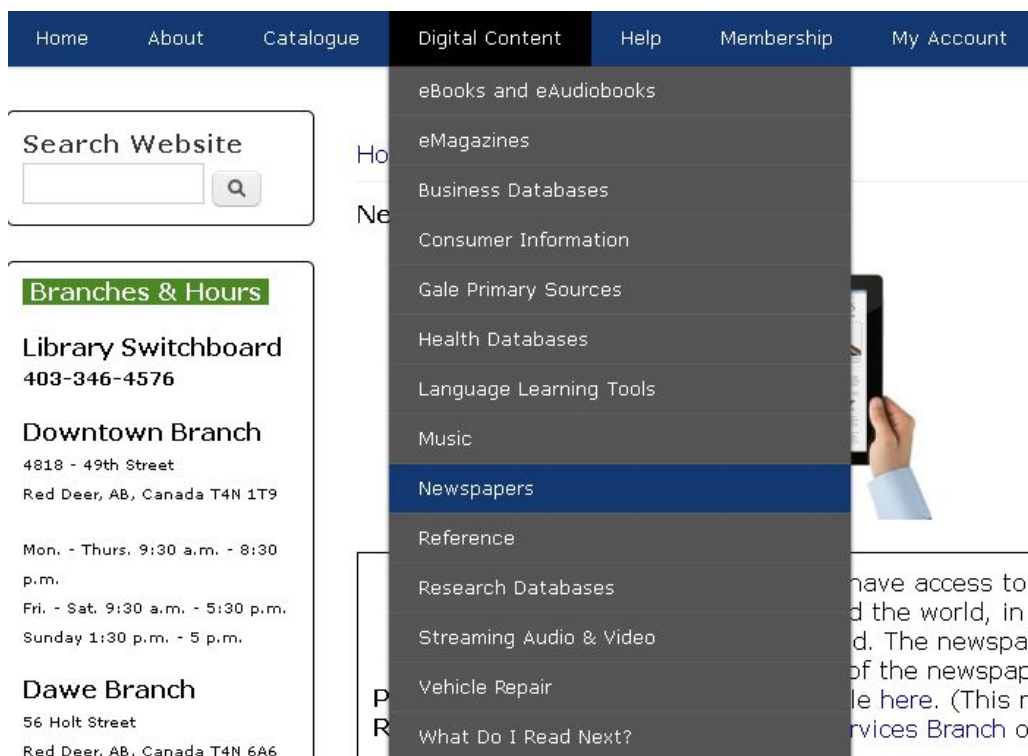


Getting Started with PressReader

With PressReader you have access to close to 450 newspapers from around the world, in the language in which they are published. The newspapers are updated on a daily basis.

Step One: Open PressReader

- To access Press Reader on your computer, go to rdpl.org and select **Digital Content**, and then click **Newspapers** in the drop down menu.



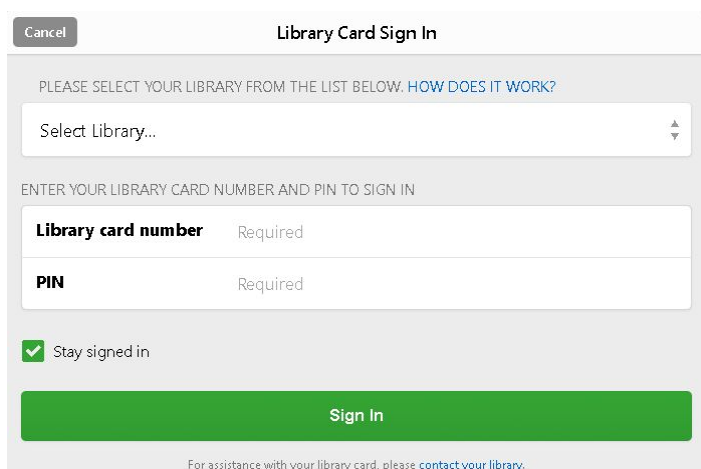
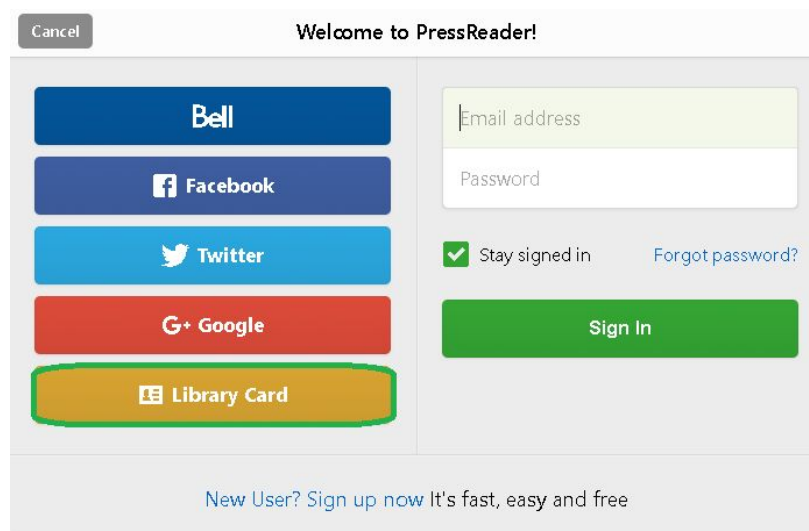
- If you are reading from home, select the **From Home** link to connect to the PressReader website. **You will need a valid RDPL card to access PressReader at home.**
- You can also access Press Reader by downloading a free mobile app on your app store.

Step Two: Sign In with your Library Card

- When the website or app opens, look for the **Sign In** button. In the website, it will be in the top right corner, as shown below. In the app, it will appear on the top left corner as part of the menu bar.



- Select **Library Card** from the list of sign in options. In the app, you will have to use the **More...** option to see the button. Do not use an email to sign in.



- Type **Red Deer Public Library** into the **Select Library** search bar and tap on the library when it appears.

- Input your entire library card number with no spaces into the **Library card number** line and your PIN into the **PIN** line. Your PIN is usually the last 4 numbers of your phone number.

- Tap the green **Sign In** button when you are done.